

## The Weekly Whim 2 | A Skill-Building Journey

If You're Sewing Along With Your Own Choice of Fabrics - Here's How it Works:

Once you've decided on Wall, Lap, or Queen size -  
the idea is to choose one palette size or the other.

**Afternoon Delight - 21-piece  
(scrappier fabric range)**



**Sunday Morning Sunshine 14-piece  
(limited fabric range)**



- Using the materials list provided for whichever palette size you choose, make note of which of your fabrics you want to use in which places in your quilt.
- Then use this personalized list as your guide going forward.
- Each week, you'll use your guide to gather your fabrics as specified for each set of blocks for each week.

a 7-week  
skill-building  
sew along

featuring a song to sing  andover  
by pam selkirk

Begins  
Feb 18, 2026





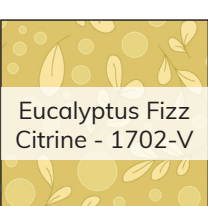
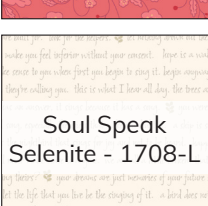




### Sunday Morning Sunshine Palette



Three Sizes: Wall - 40" x 40" • Lap - 60" x 60" • Queen - 80" x 80"

## Sunday Morning Sunshine Palette - Materials List

**\*NOTE:** If supplementing an existing fat quarter bundle, see additional quantity needed in parentheses

 <p>Soul Speak Sand - 1708-N</p>	<p><b>Fabric A</b> Wall: <math>\frac{3}{8}</math> yd (+0) Lap: <math>\frac{2}{3}</math> yd (+<math>\frac{1}{4}</math> yd) Queen: 1 yd (+ <math>\frac{3}{4}</math> yd)</p>	 <p>Eucalyptus Fizz Carrot - 1702-O</p>	<p><b>Fabric H</b> Wall: <math>\frac{1}{4}</math> yd (+0) Lap: <math>\frac{1}{2}</math> yd (+<math>\frac{1}{4}</math> yd) Queen: <math>\frac{2}{3}</math> yd (+<math>\frac{5}{8}</math> yd)</p>
 <p>Fairy Curtains Calamine - 1706-E</p>	<p><b>Fabric B</b> Wall: <math>\frac{3}{8}</math> yd (+<math>\frac{1}{4}</math> yd) Lap: <math>\frac{2}{3}</math> yd (+ <math>\frac{1}{2}</math> yd) Queen: 1<math>\frac{1}{2}</math> yd (+ 1 <math>\frac{1}{4}</math> yd)</p>	 <p>Sunny Side Up Sky - 1707-T</p>	<p><b>Fabric I</b> Wall: <math>\frac{1}{4}</math> yd (+0) Lap: <math>\frac{1}{2}</math> yd (+0) Queen: <math>\frac{1}{3}</math> yd (+<math>\frac{1}{3}</math> yd)</p>
 <p>Doodle Suns Mustard - 1703-V</p>	<p><b>Fabric C</b> Wall: <math>\frac{3}{8}</math> yd (+<math>\frac{1}{4}</math> yd) Lap: <math>\frac{5}{8}</math> yd (+<math>\frac{5}{8}</math> yd) Queen: 1 yd (+<math>\frac{3}{4}</math> yd)</p>	 <p>Blissful Blooms Tomato - 1701-O</p>	<p><b>Fabric J</b> Wall: <math>\frac{1}{4}</math> yd (+0) Lap: <math>\frac{1}{2}</math> yd (+<math>\frac{1}{3}</math> yd) Queen: <math>\frac{7}{8}</math> yd (+<math>\frac{1}{2}</math> yd)</p>
 <p>Eucalyptus Fizz Citrine - 1702-V</p>	<p><b>Fabric D</b> Wall: <math>\frac{1}{4}</math> yd (+0) Lap: <math>\frac{1}{4}</math> yd (+ 0) Queen: <math>\frac{1}{4}</math> yd (+0)</p>	 <p>Soul Speak Selenite - 1708-L</p>	<p><b>Fabric K</b> Wall: <math>\frac{1}{4}</math> yd (+0) Lap: <math>\frac{1}{4}</math> yd (+0) Queen: <math>\frac{1}{2}</math> yd (+<math>\frac{1}{8}</math> yd)</p>
 <p>Blissful Blooms Buttercup - 1701-L</p>	<p><b>Fabric E</b> Wall: <math>\frac{1}{3}</math> yd (+<math>\frac{1}{4}</math> yd) Lap: <math>\frac{1}{2}</math> yd (+<math>\frac{3}{8}</math> yd) Queen: <math>\frac{7}{8}</math> yd (+<math>\frac{5}{8}</math> yd)</p>	 <p>Eucalyptus Fizz Putty- 1702-L</p>	<p><b>Fabric L</b> Wall: <math>\frac{1}{4}</math> yd (+0) Lap: <math>\frac{1}{3}</math> yd (+<math>\frac{1}{4}</math> yd) Queen: <math>\frac{5}{8}</math> yd (+<math>\frac{1}{2}</math> yd)</p>
 <p>Doodle Suns Flamingo - 1703-E</p>	<p><b>Fabric F</b> Wall: <math>\frac{1}{3}</math> yd (+<math>\frac{1}{4}</math> yd) Lap: <math>\frac{5}{8}</math> yd (+<math>\frac{1}{2}</math> yd) Queen: 1 <math>\frac{1}{8}</math> yd (+<math>\frac{7}{8}</math> yd)</p>	 <p>Sunny Side Up French Grey - 1707-C</p>	<p><b>Fabric M</b> Wall: F8 (+0) Lap: F8 (+0) Queen: FQ (+0)</p>
 <p>Doodle Suns Fog - 1703-L</p>	<p><b>Fabric G</b> Wall: F8 (+0) Lap: <math>\frac{1}{4}</math> (+0) Queen: F8 (+0)</p>	 <p>Blissful Blooms Lake - 1701-T</p>	<p><b>Fabric N</b> Wall: <math>\frac{1}{8}</math> yd + <b>*<math>\frac{3}{8}</math> yd</b> (+0) Lap: <math>\frac{1}{8}</math> yd + <b>*<math>\frac{1}{2}</math> yd</b> (+0) Queen: FQ + <b>*<math>\frac{3}{4}</math> yd</b> (+0)</p>

\* This fabric is also used for binding. additional needed is in bold above.

**Batting and Backing of Your Choice Needed - Wall: 2  $\frac{2}{3}$  yd, Lap: 4 yds, Queen: 5 yds**

The Weekly Whim<sup>2</sup> Sew Along  
*Around the Campfire*

Coloring Sheet

