
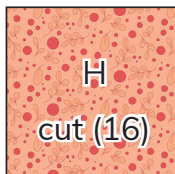


## Block 4 | A Patchwork Quartet

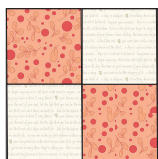
A Patchwork Quartet brings four simple squares together in a classic four-patch arrangement, one of the most enduring building blocks in quilting. Though simple in structure, these little units quietly support the rhythm of the quilt, especially when directional fabrics add subtle shifts in orientation from block to block.

\*Please reference either the Weekly Whim<sup>2</sup> **Afternoon Delight Palette Materials List** or the **Sunday Morning Sunshine Palette Materials List** to determine which palette details apply to your plan below. Whether you are using these exact fabrics or substituting from your own stash, be sure to choose either a 14-piece or 21-piece layout. Selecting one of these two options will allow us to map your quilt accurately within the appropriate specifications.

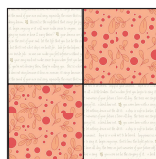
### Sunday Morning Sunshine 14-piece (limited fabric range)



#### Block 4



We'll make (4).



We'll make (4).

**From Each Print Below,  
Cut as Follows:**

**Wall:** 2 ½" squares

**Lap:** 3 ½" squares

**Queen:** 4 ½" squares

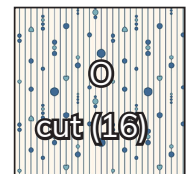

**Note:** If both your fabrics are non-directional and you are using yardage rather than a fat quarter, an option would be to cut strips of each as follows:

**Wall:** (1) 2 ½" x WOF strip each


**Lap:** (2) 3 ½" x WOF strip each

**Queen:** (2) 4 ½" x WOF strips each


### Afternoon Delight - 21-piece (scrappier fabric range)



#### Block 4



We'll make (4).



We'll make (4).

For complete instructions for creating this and other The Weekly Whim<sup>2</sup> blocks, follow along at **A Scrappy Little Joy** YouTube channel under The Weekly Whim<sup>2</sup> playlist. Subscribe for weekly blocks and simple, scrappy inspiration.

**I'd love to see your block!** Come join us at the A Scrappy Little Joy Facebook group or tag me on Instagram @serendipitywoods #theweeklywhim #ascrappylittlejoy

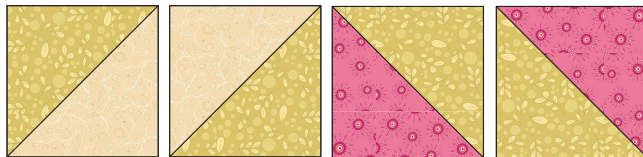
## Block 3 | A Faithful Reflection

Page 2 of 2


### Sunday Morning Sunshine Palette



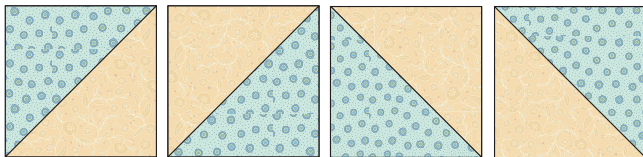
We'll make (2). We'll make (2). We'll make (2). We'll make (2).



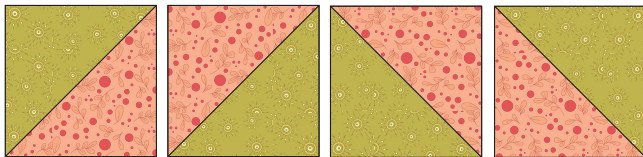
We'll make (1). We'll make (1). We'll make (1). We'll make (1).



We'll make (2). We'll make (2). We'll make (2). We'll make (2).



We'll make (2). We'll make (2). We'll make (2). We'll make (2).

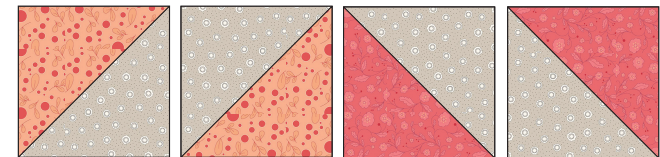


We'll make (1). We'll make (1). We'll make (1). We'll make (1).

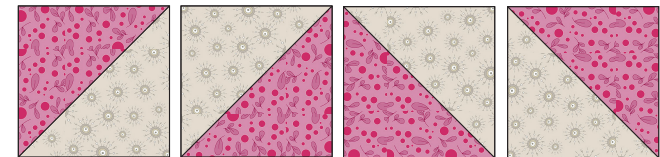
### Afternoon Delight Palette




We'll make (4). We'll make (4). We'll make (4). We'll make (4).



We'll make (1). We'll make (1). We'll make (1). We'll make (1).



We'll make (2). We'll make (2). We'll make (2). We'll make (2).



We'll make (1). We'll make (1). We'll make (1). We'll make (1).