

Block 3 | A Faithful Reflection

Page 1 of 2

A Faithful Reflection is built from half square triangles made two at a time, creating pairs that mirror one another. When directional fabrics are involved, this relationship becomes even more noticeable as one triangle turns to meet its partner.

*Please reference either the Weekly Whim² **Afternoon Delight Palette Materials List** or the **Sunday Morning Sunshine Palette Materials List** to determine which palette details apply to your plan below. Whether you are using these exact fabrics or substituting from your own stash, be sure to choose either a 14-piece or 21-piece layout. Selecting one of these two options will allow us to map your quilt accurately within the appropriate specifications.

Sunday Morning Sunshine 14-piece (limited fabric range)



Afternoon Delight - 21-piece (scrappier fabric range)



From Each Print, Cut as Follows: Wall: 5" squares Lap: 7" squares Queen: 9" squares

A cut (4)	C cut (2)	D cut (2)	E cut (9)
F cut (5)	G cut (4)	H cut (2)	I cut (4)

D cut (2)	E cut (1)	F cut (1)	G cut (8)
H cut (8)	I cut (6)	J cut (2)	K cut (4)

Note: If you prefer a little extra trimming room, cut your squares ¼" larger, 5 ¼", 7 ¼ or 9 ¼.

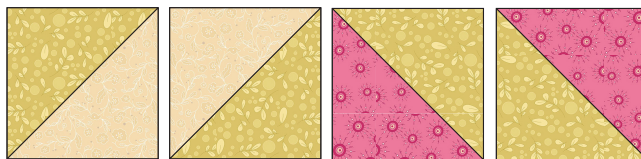
Block 3 | A Faithful Reflection

Page 2 of 2

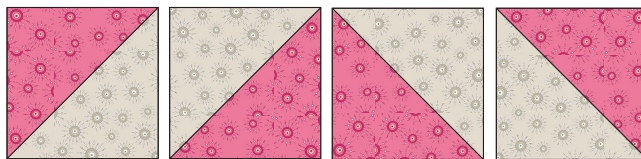
Sunday Morning Sunshine Palette



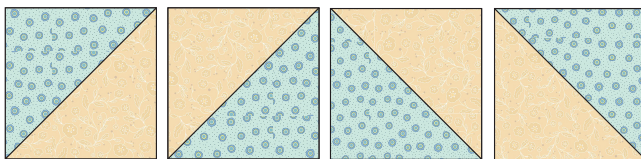
We'll make (2). We'll make (2). We'll make (2). We'll make (2).



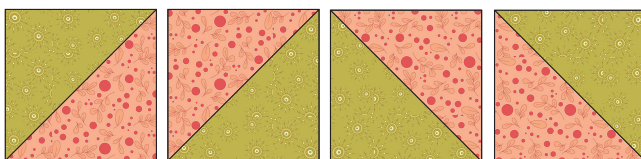
We'll make (1). We'll make (1). We'll make (1). We'll make (1).



We'll make (2). We'll make (2). We'll make (2). We'll make (2).



We'll make (2). We'll make (2). We'll make (2). We'll make (2).

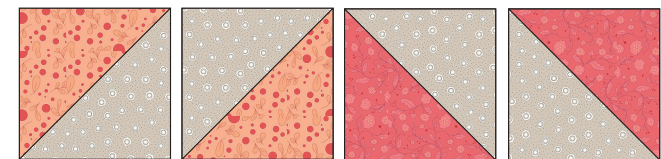


We'll make (1). We'll make (1). We'll make (1). We'll make (1).

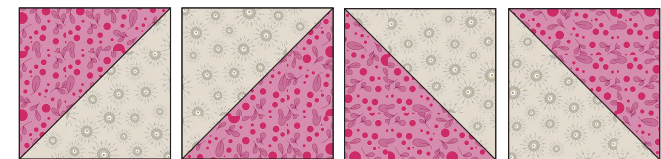
Afternoon Delight Palette




We'll make (4). We'll make (4). We'll make (4). We'll make (4).



We'll make (1). We'll make (1). We'll make (1). We'll make (1).



We'll make (2). We'll make (2). We'll make (2). We'll make (2).



We'll make (1). We'll make (1). We'll make (1). We'll make (1).

For complete instructions for creating this and other The Weekly Whim² blocks, follow along at **A Scrappy Little Joy** YouTube channel under The Weekly Whim² playlist. Subscribe for weekly blocks and simple, scrappy inspiration.

I'd love to see your block! Come join is at the A Scrappy Little Joy Facebook group or tag me on Instagram @serendipitywoods #theweeklywhim #ascrappylittlejoy