

The Weekly Whim | Block 9: A Moment to Mend

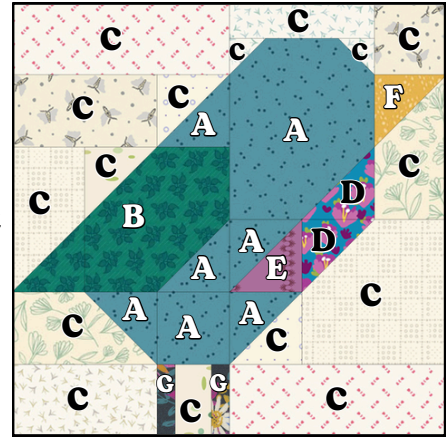
Welcome to The Weekly Whim, a weekly quilt block series stitched one block at a time with scraps, stories, and a gentle focus on becoming.

Today's Block 9, A Moment to Mend, gathers together half-square triangles, stitch and flip corners, and a handful of easy-sew rectangles to form a block that's as intricate as it is endearing. It's a two-part project that invites us to slow down and savor the process, offering an opportunity to pause, reflect, and notice how far our scraps have carried us. Like a bird pausing on a branch before its next flight, this block reminds us that taking our time isn't hesitation; it's preparation. Each seam, each quiet moment at the machine, becomes part of the story we're stitching together.

Cutting Instructions (for one block):

- A: (1) - 4 ½" x 5 ⅜" rectangle
 (2) - 3 ¼" squares
 (3) - 2 ½" squares
- B: (1) - 4 ½" square
 (1) - 2 ½" square
- C: (1) - 4 ½" square
 (1) - 3 ¼" square
 (2) - 2 ½" x 6 ½" rectangles
 (5) - 2 ½" x 4 ½" rectangles
 (1) - 2 ½" x 2 ⅝" rectangle
 (1) - 2 ½" square
 (1) - 1 ½" x 4 ½" rectangle
 (2) - 1 ½" squares
 (1) - 1 ¼" x 2 ½" rectangle
- D: (2) - 2 ½" squares
- E: (1) - 3 ¼" square
- F: (1) - 2 ½" square
- G: (2) - 1" x 2 ½" rectangles

For complete instructions for creating this and other *The Weekly Whim* sampler blocks, follow along at *A Scrappy Little Joy* YouTube channel under *The Weekly Whim* playlist. Subscribe for weekly blocks and simple, scrappy inspiration.



12" finished

My Standard Note About Fabric Choices

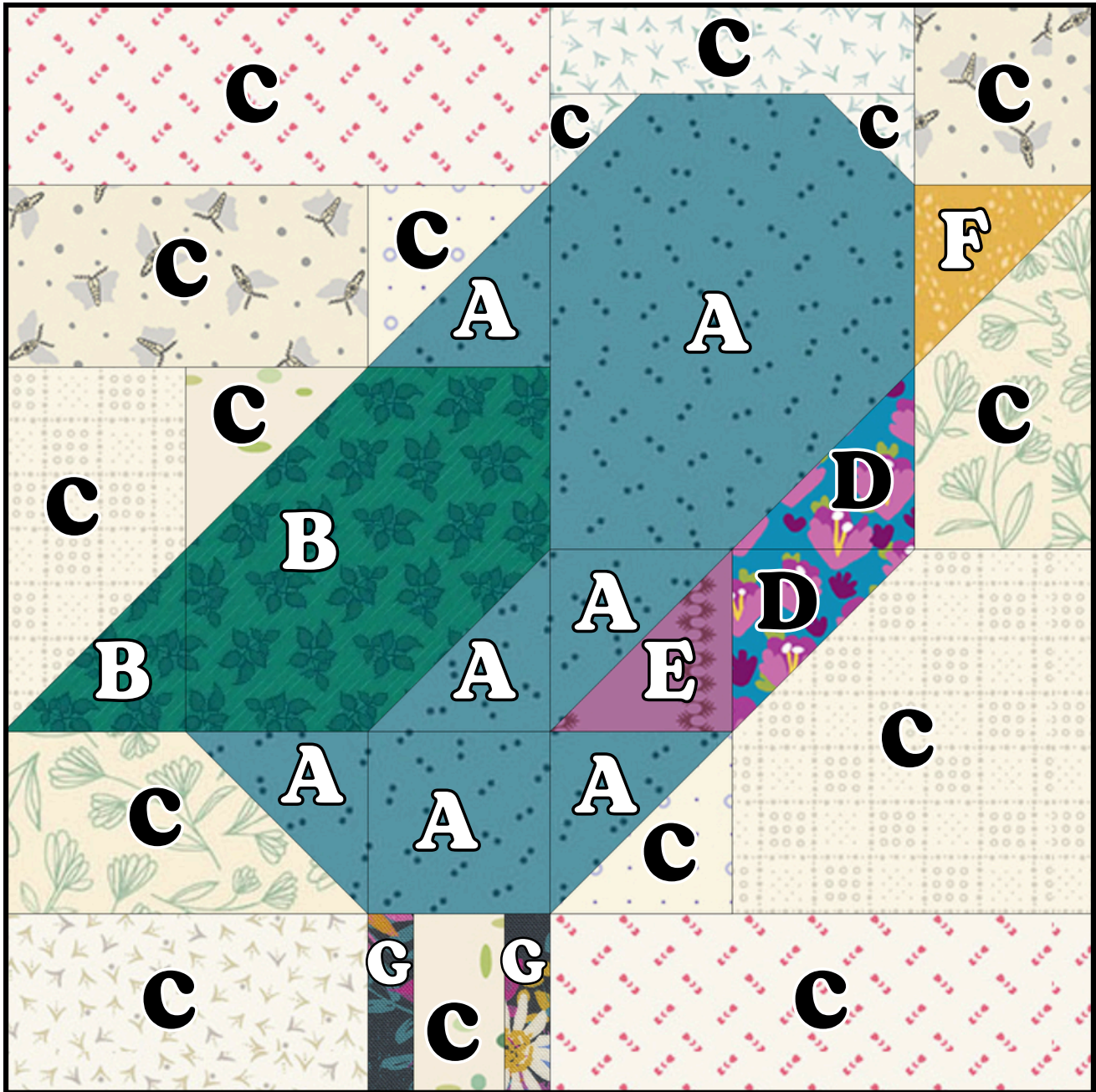
In this series, I lean into building a scrappy quilt one block at a time.

The more fabrics you use (within reason), the more variety you'll have to scatter across future blocks, which helps the finished quilt feel cohesive and "sensical."

That said, using fewer fabrics is perfectly acceptable too – choose the balance that feels right for you.

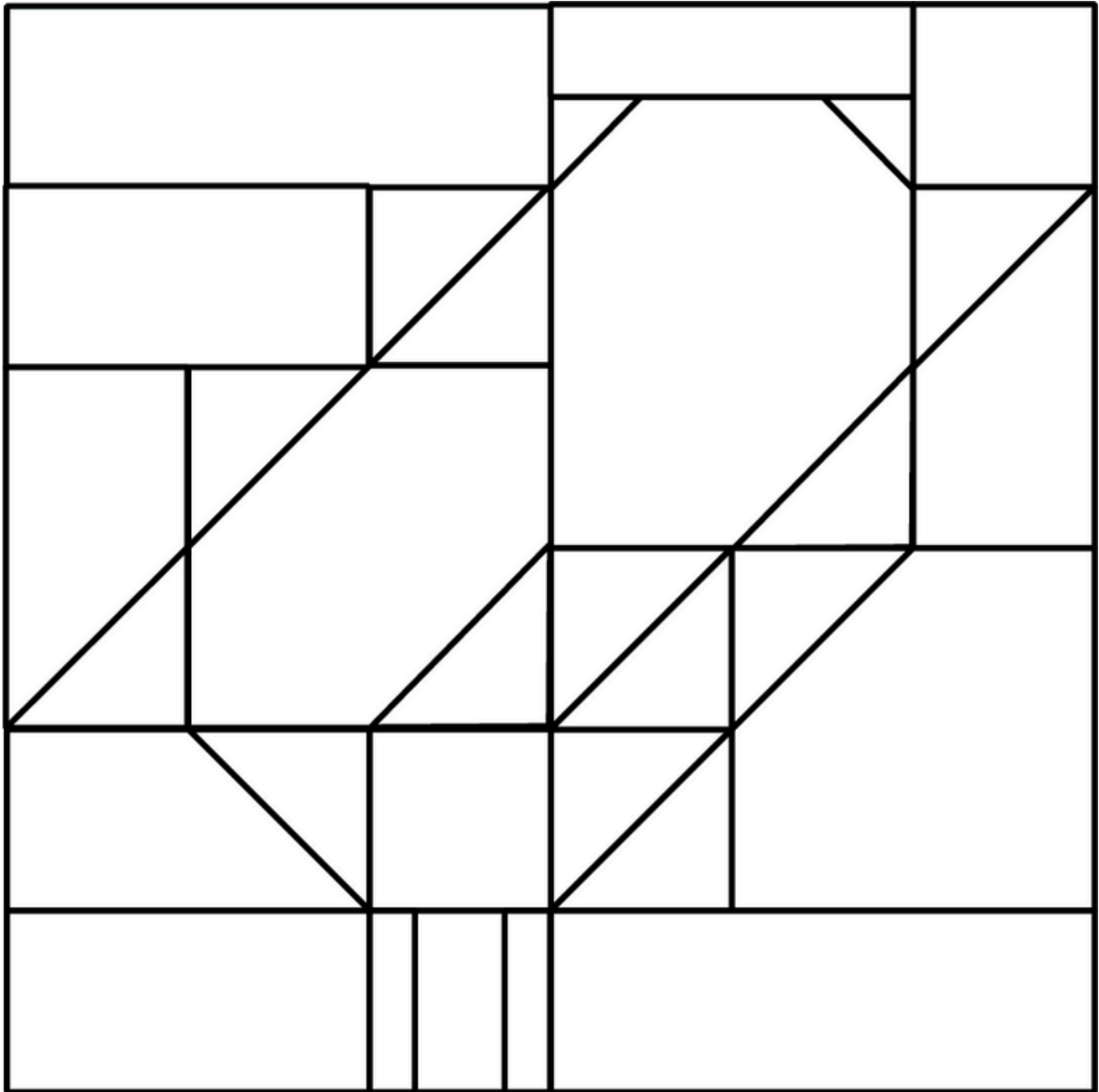
I'd love to see your block! Come join is at the *A Scrappy Little Joy* Facebook group or tag me on Instagram @serendipitywoods #theweeklywhim #ascrappylittlejoy

Enlarged Color Diagram



The Weekly Whim | Block 9: A Moment to Mend

Fabric Placement Worksheet



The Weekly Whim | Block 9: A Moment to Mend

Fabric C Organizer Tags

(1) 4 1/2" square	(1) 3 1/4" square	(2) 2 1/2" x 6 1/2" rectangles
(5) 2 1/2" x 4 1/2" rectangles	(1) 2 1/2" square	(1) 2 1/2" x 2 5/8" rectangle
(1) 1 1/2" x 4 1/2" rectangle	(2) 1 1/2" squares	(1) 1 1/4" x 2 1/2" rectangle